

# SAFETY AND SCHOOL ENVIRONMENT

## Non-CSAP Course Offerings

Your School Offers	does	does not
• art.....	<input checked="" type="checkbox"/>	<input type="checkbox"/>
• drama or theater.....	<input type="checkbox"/>	<input checked="" type="checkbox"/>
• music.....	<input checked="" type="checkbox"/>	<input type="checkbox"/>
• physical education.....	<input checked="" type="checkbox"/>	<input type="checkbox"/>
• opportunity for civic or community engagement.....	<input checked="" type="checkbox"/>	<input type="checkbox"/>
• internet safety program.....	<input type="checkbox"/>	<input checked="" type="checkbox"/>
• International Baccalaureate.....	<input type="checkbox"/>	<input checked="" type="checkbox"/>
• extracurricular activities.....	<input checked="" type="checkbox"/>	<input type="checkbox"/>
• athletics.....	<input checked="" type="checkbox"/>	<input type="checkbox"/>
• preschool program.....	<input type="checkbox"/>	<input checked="" type="checkbox"/>
• full-day kindergarten program.....	<input checked="" type="checkbox"/>	<input type="checkbox"/>
• before-and-after-school care program.....	<input checked="" type="checkbox"/>	<input type="checkbox"/>

## Safety and Discipline

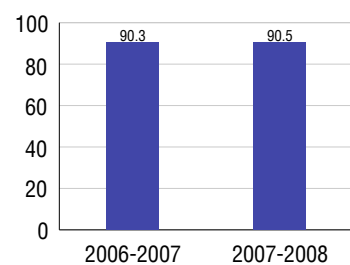
Safe schools are a top priority for parents, teachers, and communities. Your school safety and discipline record for the 2007-2008 school year is:

Type of Incident	Number of Incidents Reported	Percent of Total Incidents
Substance Abuse - Drugs		
Substance Abuse - Alcohol		
Substance Abuse - Tobacco		
Felony Assaults		
Fights		
Possession of Dangerous Weapons		
Other Violations Code of Conduct		

## Student Attendance and School Calendar

2007-2008	Your School
Enrollment	50
Average Daily Attendance	45
Student Dropouts	N/A

## Attendance Rate



## Student Information Over Time

	2005-2006	2006-2007	2007-2008
Student Enrollment Stability	100%	97.6%	100.0%
Students Eligible for Free and Reduced Lunch	0.0 %	0.0 %	0.0 %

For more information and further details about this report, visit [www.state.co.us/schools](http://www.state.co.us/schools)  
Colorado Department of Education, 201 East Colfax Ave. Denver, CO 80203

North Routt Charter School  
2770/6363/E

P O Box 1002 54200 Rcr 62 . Clark, CO 80428 . 970-871-6062  
10/20/2008

# DISTRICT TAXPAYER'S REPORT

## Sources of School District Revenue 2007

Local Tax Contribution	\$20,280,526
State Tax Contribution	1,574,251
Federal Grants	412,685
State Grants	563,760
Private/Partnership Grants	13,799
Other Discretionary Income	6,243,394
<b>Total District Operating Revenue</b>	<b>\$29,088,415</b>
Long Term Debt Proceeds	30,957,073
<b>Total District Revenue</b>	<b>\$60,045,488</b>
<b>Total District Operating Revenue Per Pupil =</b>	<b>\$14,643</b>
<b>Total District Revenue Per Pupil (Including Long Term Debt) =</b>	<b>\$30,227</b>
<b>District Per Pupil Operating Revenue =</b>	<b>\$6,154</b>
<b>State Average Per Pupil Operating Revenue =</b>	<b>\$6,080</b>

## District Use of Funds 2007

Instructional & Instructional Support	\$17,015,515
Administration	1,803,320
Building & Facilities Maintenance	1,914,232
Operational Expenditures	1,539,404
Debt Service	2,712,678
Other Expenditures	729,847
<b>Total District Operating Expenditures</b>	<b>\$25,714,996</b>
Capital Expenditures	2,307,985
<b>Total District Use of Funds</b>	<b>\$28,022,981</b>

## District Debt and Capital Construction & Equipment

Total Outstanding Bonded Debt	\$46,480,000
Average Annual Percentage Interest Rate on Debt	3.98%
Amount Raised from Most Recent Bond	\$29,685,000
Amount Spent on New Buildings During Last 2 Years	\$1,517,437

## Accreditation

Accreditation is Colorado's primary accountability system, incorporating achievement levels, academic growth, achievement gaps, post-secondary readiness, improvement planning, and compliance. The state accredits districts and districts accredit individual schools.

District Accreditation Status for the 2007-2008 school year:

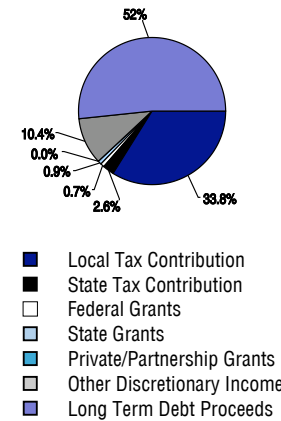
## Voter Approved Funding Changes

Your community did  /did not  hold an election in November 2006

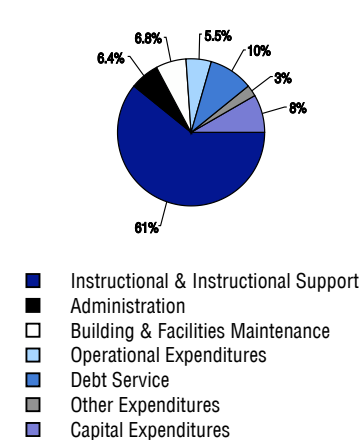
The following items have been approved by voters:

<input type="checkbox"/> TABOR Override	<input checked="" type="checkbox"/> Bond \$29,685,000	<input checked="" type="checkbox"/> Mill Levy Increase \$600,000
---	---	--


## District Source of Funds 2007



## District Use of Funds 2007



# NORTH ROUTT CHARTER SCHOOL



## STEAMBOAT SPRINGS RE-2

Charter

<http://www.sssd.k12.co.us>

## School Accountability Report 2007-2008 School Year

### School Performance Summary

**Overall Academic Performance on State Assessments** **Average**

**Academic Growth of Students** **No Rating**

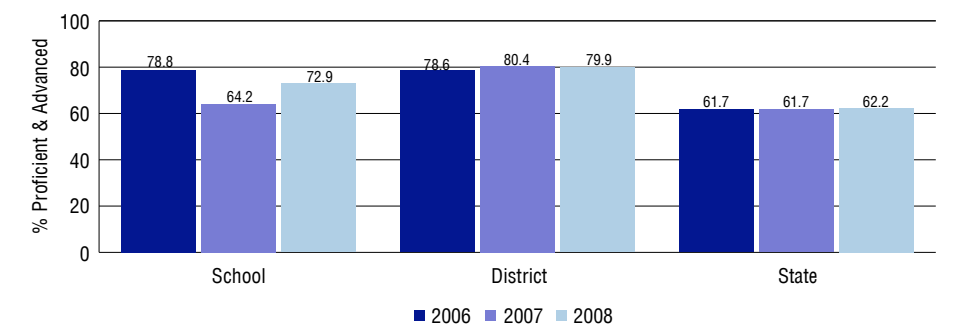
#### Overall Academic Performance on State Assessments

Each school in the State received a rating of "Excellent", "High", "Average", "Low", or "Unsatisfactory" for student academic performance based on 2007-2008 CSAP and COACT results. The rating is calculated using weighted percentages of each CSAP proficiency level for all content area and grade results for the school, as well as average COACT Reading, Writing, and Math Grade 11 results.

#### Academic Growth of Students

Each school in the State received a rating of "Low", "Typical", or "High" for student academic growth based on CSAP results. The calculation method is new for 2007-2008. The rating is calculated using student percentile scores matched over two years. More information about the Overall Academic Performance rating and Academic Growth of Students calculations can be found here: [http://www.cde.state.co.us/cdeassess/SAR\\_Info.html](http://www.cde.state.co.us/cdeassess/SAR_Info.html).

### Percent Proficient and Advanced for Elementary Grades for All Content Areas



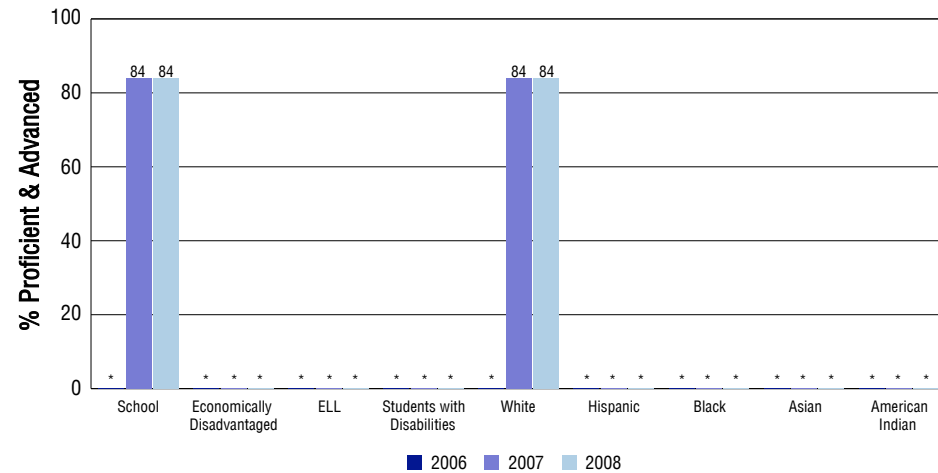
### Student Test Scores Used For Calculating Overall Academic Performance

84.7%	Test Scores Counted
0.0%	Test Scores not used due to Language
15.3%	Test Scores not used due to New Student

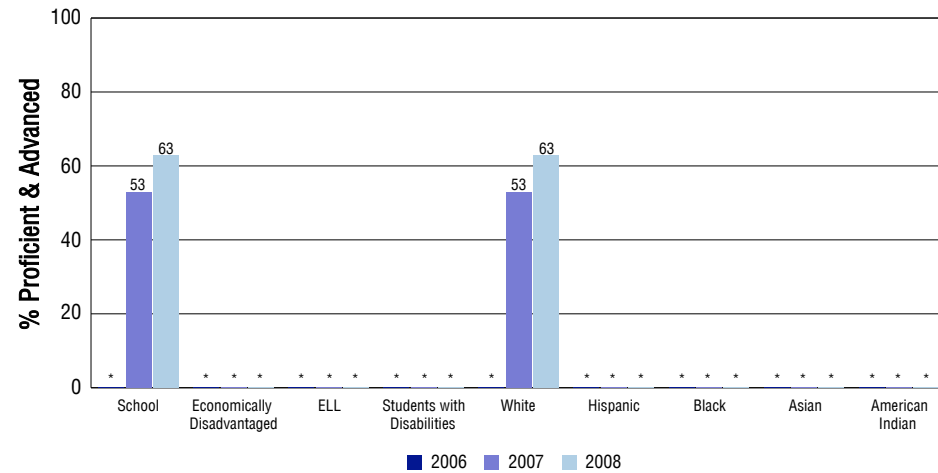
## STUDENT PERFORMANCE

These graphs show the percent Proficient and Advanced trends over the past three years for Reading, Writing, and Math. Results are presented for the entire school for all reported grades as well as for different subgroups. Note: \* indicates any group with less than 16 student results to be reported.

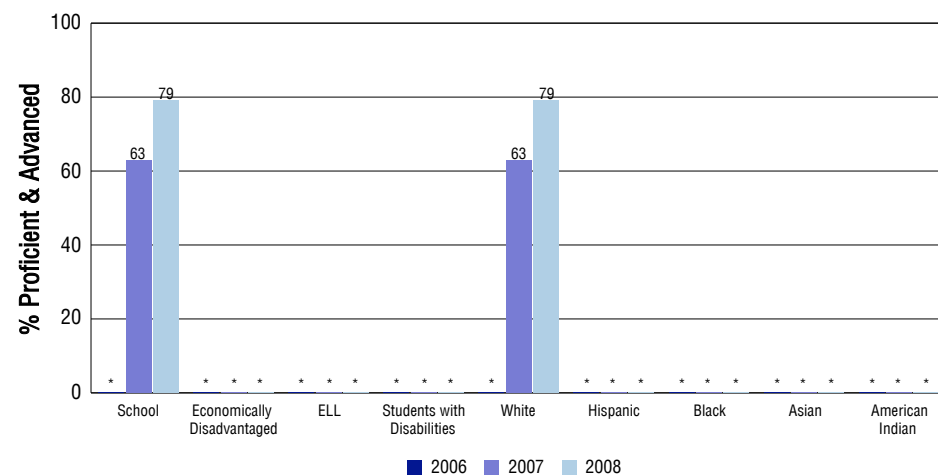
### Reading



### Writing



### Math



## SCHOOL INFORMATION

### School Pride (as submitted by your district)

- The North Routt Community Charter is a community school and is enthusiastically supported by community members and parents.
- NRCCS students continue to increase their achievement in all subject areas.
- Character and culture continue to be the focal point at NRCCS and is infused through everything we do.

### School Goals (as submitted by your district)

- Students will continue to increase their achievement in all subject areas.
- NRCCS will continue to implement Expeditionary Learning core practices grades K through 8.
- NRCCS will continue to implement and provide professional development for schoolwide educational delivery models such as Assured Readiness for Learning, Inquiry based Math and Science, Six Trait Writing, Multi Age teaching and the development of Expeditions.

### No Child Left Behind - Adequate Yearly Progress

Did your school make AYP in reading? Yes Math? Yes  
 How many targets does your school have? 6 Met? 6

Based on this school's academic performance, your child may be eligible for one or more of the following; ask your school if your child qualifies for:

Extra academic instruction either before or after-school, or in the summer  
 Mentoring

For additional information regarding Adequate Yearly Progress please visit  
<http://www.cde.state.co.us/FedPrograms/ayp/index.asp>

### How North Routt Charter School Compares To Elementary Schools Within A 75-Mile Radius

School	Program Type	Academic Performance	Academic Growth
Strawberry Park Elementary School		Excellent	Typical
Soda Creek Elementary School		High	Typical
Hayden Valley Elementary School(1)		High	Typical
Walden Elementary School(2)		Average	High
East Elementary School(3)		Average	Typical
Craig Intermediate School(3)		Average	Typical
Sunset Elementary School(3)		Average	Typical
Ridgeview Elementary School(3)		Average	Low
South Routt Elementary School(4)		Average	Low
West Grand Elementary School(5)		Average	Low

- 1 Located in Hayden RE-1 School District.
- 2 Located in North Park R-1 School District.
- 3 Located in Moffat County Re:No 1 School District.
- 4 Located in South Routt RE 3 School District.
- 5 Located in West Grand 1-Jt. School District.

## ABOUT OUR STAFF

### School Employment

Each year, your district reports to the Colorado Department of Education on the number of adults who work in your school, as well as the type of work they do. Last year, your school employed:

	Your School		District	
	Full Time	Part Time	Full Time	Part Time
Teachers	3	1	122	41
Paraprofessionals	1	0	32	8
Administrators	1	0	15	2
Other Professionals	0	0	8	2
School Support	0	0	48	13
School Counselors	0	0	6	3
School Librarians	0	0	4	0
<b>Total Staff</b>	6		299	

### Students per Teacher Ratio

	Student Enrollment	Students per Teacher
Grade 1	9	29.8
Grade 2	6	19.8
Grade 3	7	8.7
Grade 4	7	12.7
Grade 5	2	38.1

### Professional Experience of Teachers

	Your School	District
Average years of teaching experience	6	12
Percent of teachers teaching in the subject in which they received their degree	N/A	N/A
Number of teachers with Masters or Doctoral degrees	0	106
Teachers with 3 years or more of teaching experience	2	133
Teachers with less than 3 years of teaching experience	2	30
Number of professional development days	4	5

### Salaries

	Your School	District	State
Average Teacher Salary	\$37,494	\$51,530	\$47,494
Average Administrator Salary	\$47,518	\$76,491	\$80,444

Principal: Colleen Poole

Number of years as Principal at this school: 4

Number of years as Principal at any school: 4