

# SAFETY AND SCHOOL ENVIRONMENT

## Non-CSAP Course Offerings

Your School Offers	does	does not
• art.....	<input checked="" type="checkbox"/>	<input type="checkbox"/>
• drama or theater.....	<input checked="" type="checkbox"/>	<input type="checkbox"/>
• music.....	<input checked="" type="checkbox"/>	<input type="checkbox"/>
• physical education.....	<input checked="" type="checkbox"/>	<input type="checkbox"/>
• opportunity for civic or community engagement.....	<input checked="" type="checkbox"/>	<input type="checkbox"/>
• internet safety program.....	<input checked="" type="checkbox"/>	<input type="checkbox"/>
• International Baccalaureate.....	<input type="checkbox"/>	<input checked="" type="checkbox"/>
• extracurricular activities.....	<input checked="" type="checkbox"/>	<input type="checkbox"/>
• athletics.....	<input checked="" type="checkbox"/>	<input type="checkbox"/>
• career and technical education.....	<input checked="" type="checkbox"/>	<input type="checkbox"/>
• advanced placement.....	<input type="checkbox"/>	<input checked="" type="checkbox"/>
• honors.....	<input type="checkbox"/>	<input checked="" type="checkbox"/>

## Safety and Discipline

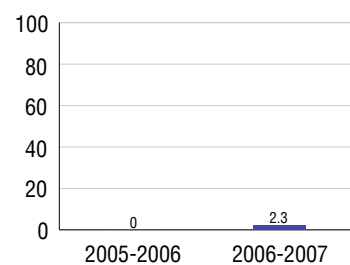
Safe schools are a top priority for parents, teachers, and communities. Your school safety and discipline record for the 2007-2008 school year is:

Type of Incident	Number of Incidents Reported	Percent of Total Incidents
Substance Abuse - Drugs		
Substance Abuse - Alcohol		
Substance Abuse - Tobacco		
Felony Assaults		
Fights		
Possession of Dangerous Weapons		
Other Violations Code of Conduct	1	100.0%

## Student Attendance and School Calendar

2007-2008	Your School
Enrollment	122
Average Daily Attendance	112
Student Dropouts	2.3%

## Dropout Rate



## Student Information Over Time

	2005-2006	2006-2007	2007-2008
Student Enrollment Stability	97.7%	94.7%	98.4%
Students Eligible for Free and Reduced Lunch	24.8%	28.0%	21.3%

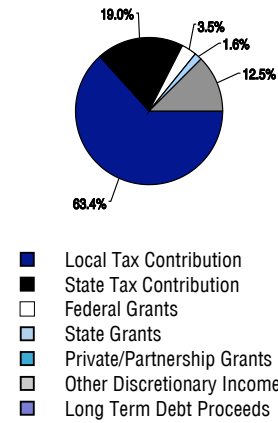
For more information and further details about this report, visit [www.state.co.us/schools](http://www.state.co.us/schools)  
 Colorado Department of Education, 201 East Colfax Ave. Denver, CO 80203  
**Soroco High School**  
 2780/8050/H  
 305 South Grant Street . Oak Creek, CO 80467 . 970-736-2531  
 10/20/2008

# DISTRICT TAXPAYER'S REPORT

## Sources of School District Revenue 2007

Local Tax Contribution	\$3,430,819
State Tax Contribution	1,030,506
Federal Grants	186,699
State Grants	85,574
Private/Partnership Grants	0
Other Discretionary Income	677,565
<b>Total District Operating Revenue</b>	<b>\$5,411,163</b>
Long Term Debt Proceeds	0
<b>Total District Revenue</b>	<b>\$5,411,163</b>
<b>Total District Operating Revenue Per Pupil =</b>	<b>\$13,279</b>
<b>Total District Revenue Per Pupil (Including Long Term Debt) =</b>	<b>\$13,279</b>
<b>District Per Pupil Operating Revenue =</b>	<b>\$7,571</b>
<b>State Average Per Pupil Operating Revenue =</b>	<b>\$6,080</b>

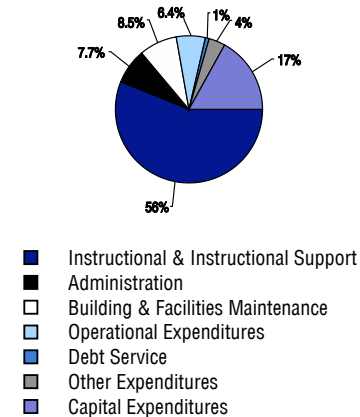
## District Source of Funds 2007



## District Use of Funds 2007

Instructional & Instructional Support	\$2,687,020
Administration	368,727
Building & Facilities Maintenance	409,010
Operational Expenditures	307,250
Debt Service	29,337
Other Expenditures	176,211
<b>Total District Operating Expenditures</b>	<b>\$3,977,555</b>
Capital Expenditures	815,606
<b>Total District Use of Funds</b>	<b>\$4,793,161</b>

## District Use of Funds 2007



## District Debt and Capital Construction & Equipment

Total Outstanding Bonded Debt	\$7,725,000
Average Annual Percentage Interest Rate on Debt	3.85%
Amount Raised from Most Recent Bond	\$8,950,000
Amount Spent on New Buildings During Last 2 Years	\$1,503,995

## Accreditation

Accreditation is Colorado's primary accountability system, incorporating achievement levels, academic growth, achievement gaps, post-secondary readiness, improvement planning, and compliance. The state accredits districts and districts accredit individual schools.

District Accreditation Status for the 2007-2008 school year:

## Voter Approved Funding Changes

Your community did  /did not  hold an election in November 2006

The following items have been approved by voters:

TABOR Override

Bond

Mill Levy Increase

# SOROCO HIGH SCHOOL



**SOUTH ROUTT RE 3**

[www.southroutt.k12.co.us](http://www.southroutt.k12.co.us)

## School Accountability Report 2007-2008 School Year

### School Performance Summary

**Overall Academic Performance on State Assessments** **High**

**Academic Growth of Students** **High**

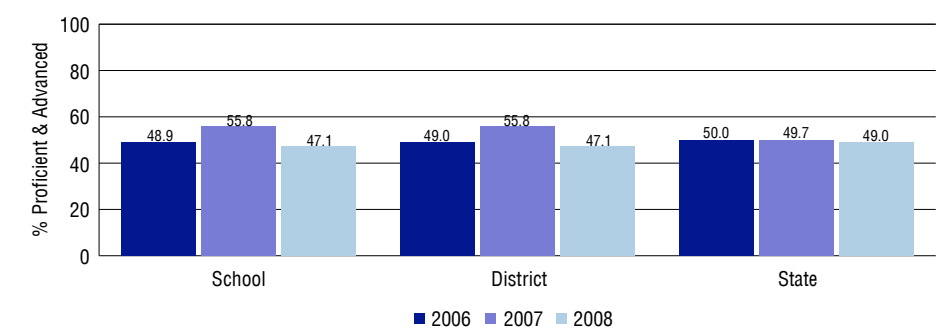
#### Overall Academic Performance on State Assessments

Each school in the State received a rating of "Excellent", "High", "Average", "Low", or "Unsatisfactory" for student academic performance based on 2007-2008 CSAP and COACT results. The rating is calculated using weighted percentages of each CSAP proficiency level for all content area and grade results for the school, as well as average COACT Reading, Writing, and Math Grade 11 results.

#### Academic Growth of Students

Each school in the State received a rating of "Low", "Typical", or "High" for student academic growth based on CSAP results. The calculation method is new for 2007-2008. The rating is calculated using student percentile scores matched over two years. More information about the Overall Academic Performance rating and Academic Growth of Students calculations can be found here: [http://www.cde.state.co.us/cdeassess/SAR\\_Info.html](http://www.cde.state.co.us/cdeassess/SAR_Info.html).

### Percent Proficient and Advanced for High Grades for All Content Areas



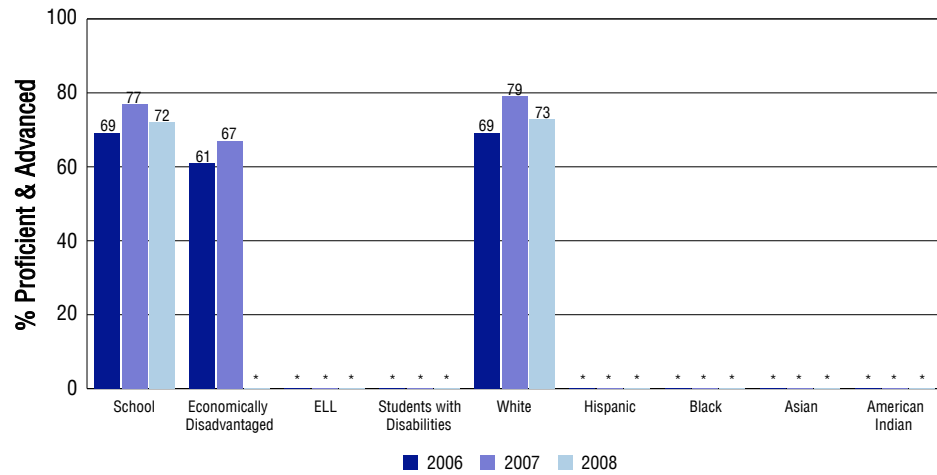
### Student Test Scores Used For Calculating Overall Academic Performance

93.3%	Test Scores Counted
3.4%	Test Scores not used due to Language
3.4%	Test Scores not used due to New Student

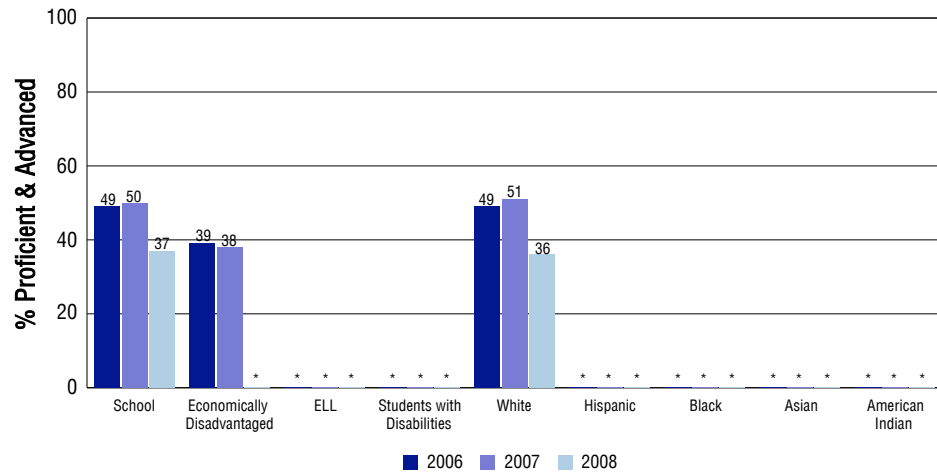
## STUDENT PERFORMANCE

These graphs show the percent Proficient and Advanced trends over the past three years for Reading, Writing, and Math. Results are presented for the entire school for all reported grades as well as for different subgroups. Note: \* indicates any group with less than 16 student results to be reported.

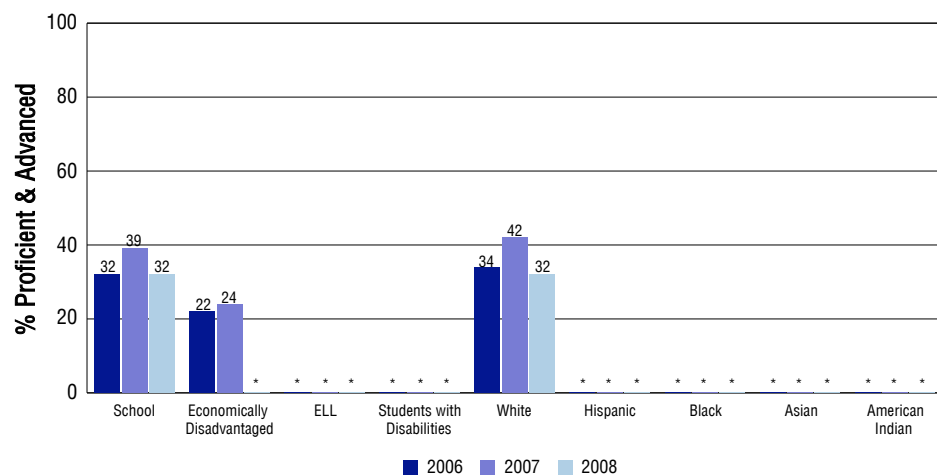
### Reading



### Writing



### Math



## SCHOOL INFORMATION

### School Pride (as submitted by your district)

- Soroco High School students are offered ten dual enrollment college classes through CNCC, free of charge.
- Our students have the highest success rate in the state for the Colorado Online Learning programs.
- We provide qualified staff to support after school homework help sessions.
- Soroco FFA and Band students have achieved the highest honors in northwest Colorado during the 2007 2008 school year.

### School Goals (as submitted by your district)

The South Routt School District's academic goals are to have each grade in each building reach at least 80% proficiency in reading and writing and at least 60% in math and science, as measured by CSAP, by the year 2010. Prior to that, each grade will show continuous growth in reading, writing, math and science until the above proficiencies are reached.

### No Child Left Behind - Adequate Yearly Progress

Did your school make AYP in reading?	Yes	Math?	Yes
Did your school make the graduation rate targets?	Yes		
How many targets does your school have?	10	Met?	10

Based on this school's academic performance, your child may be eligible for one or more of the following; ask your school if your child qualifies for:

Extra academic instruction either before or after-school, or in the summer  
Mentoring

For additional information regarding Adequate Yearly Progress please visit  
<http://www.cde.state.co.us/FedPrograms/ayp/index.asp>

### How Soroco High School Compares To High Schools Within A 75-Mile Radius

School	Program Type	Academic Performance	Academic Growth
Yampa Valley High School(1)	Alternative	Low	No Rating
Steamboat Springs High School(2)		Excellent	Typical
Hayden High School(3)		Average	Typical
West Grand High School(4)		High	High
Moffat County High School(5)		Average	Typical
Eagle Valley High School(6)		High	Low
Red Canyon High School(6)	Alternative	Low	No Rating
North Park Junior-Senior High School(7)		High	Typical
Meeker High School(8)		High	Typical
Yampah Mountain School(9)	Alternative	Low	No Rating

1 Located in Northwest Colo Boces School District.  
2 Located in Steamboat Springs RE-2 School District.  
3 Located in Hayden RE-1 School District.  
4 Located in West Grand 1-Jt. School District.  
5 Located in Moffat County Re:No 1 School District.  
6 Located in Eagle County RE 50 School District.  
7 Located in North Park R-1 School District.  
8 Located in Meeker Re1 School District.  
9 Located in Mountain Boces School District.

## ABOUT OUR STAFF

### School Employment

Each year, your district reports to the Colorado Department of Education on the number of adults who work in your school, as well as the type of work they do. Last year, your school employed:

	Your School		District	
	Full Time	Part Time	Full Time	Part Time
Teachers	10	5	31	4
Paraprofessionals	2	1	11	0
Administrators	1	1	5	1
Other Professionals	2	4	5	7
School Support	1	0	10	6
School Counselors	0	1	1	0
School Librarians	0	0	0	0
<b>Total Staff</b>	25		72	

### Students per Teacher Ratio

	Student Enrollment	Students per Teacher
Grade 9	34	11.9
Grade 10	30	9.4
Grade 11	25	7.9
Grade 12	33	9.1

### Professional Experience of Teachers

	Your School	District
Average years of teaching experience	8	9
Percent of teachers teaching in the subject in which they received their degree	80%	89%
Number of teachers with Masters or Doctoral degrees	4	12
Teachers with 3 years or more of teaching experience	12	26
Teachers with less than 3 years of teaching experience	3	9
Number of professional development days	9	9

### Salaries

	Your School	District	State
Average Teacher Salary	\$38,608	\$37,995	\$47,494
Average Administrator Salary	\$56,263	\$63,260	\$80,444

Principal: James Chamberlin

Number of years as Principal at this school: 6

Number of years as Principal at any school: 9